

Terms of Use

.....

Your download includes a limited use license. The purchaser may use this resource for their personal classroom use only! This product is **NOT** to be shared with colleagues without purchasing the proper number of licenses.

The license is not transferable to another person. You may purchase additional licenses on your account on your "My Purchases" page for a significant discount.

THIS RESOURCE IS NOT TO BE:

- Used by an entire grade level, school, or district without purchasing the proper number of licenses
- Resold or redistributed
- Modified or resold
- Shared on databases where individuals other than the purchaser have access

BREAKING ANY OF THESE TERMS IS A VIOLATION OF THE DIGITAL MILLENNIUM COPYRIGHT ACT! (DMCA)



I work very hard to provide you with high-quality, time saving resources, and I greatly appreciate your support. Thank you for respecting my work and your investment by complying with the terms of use.

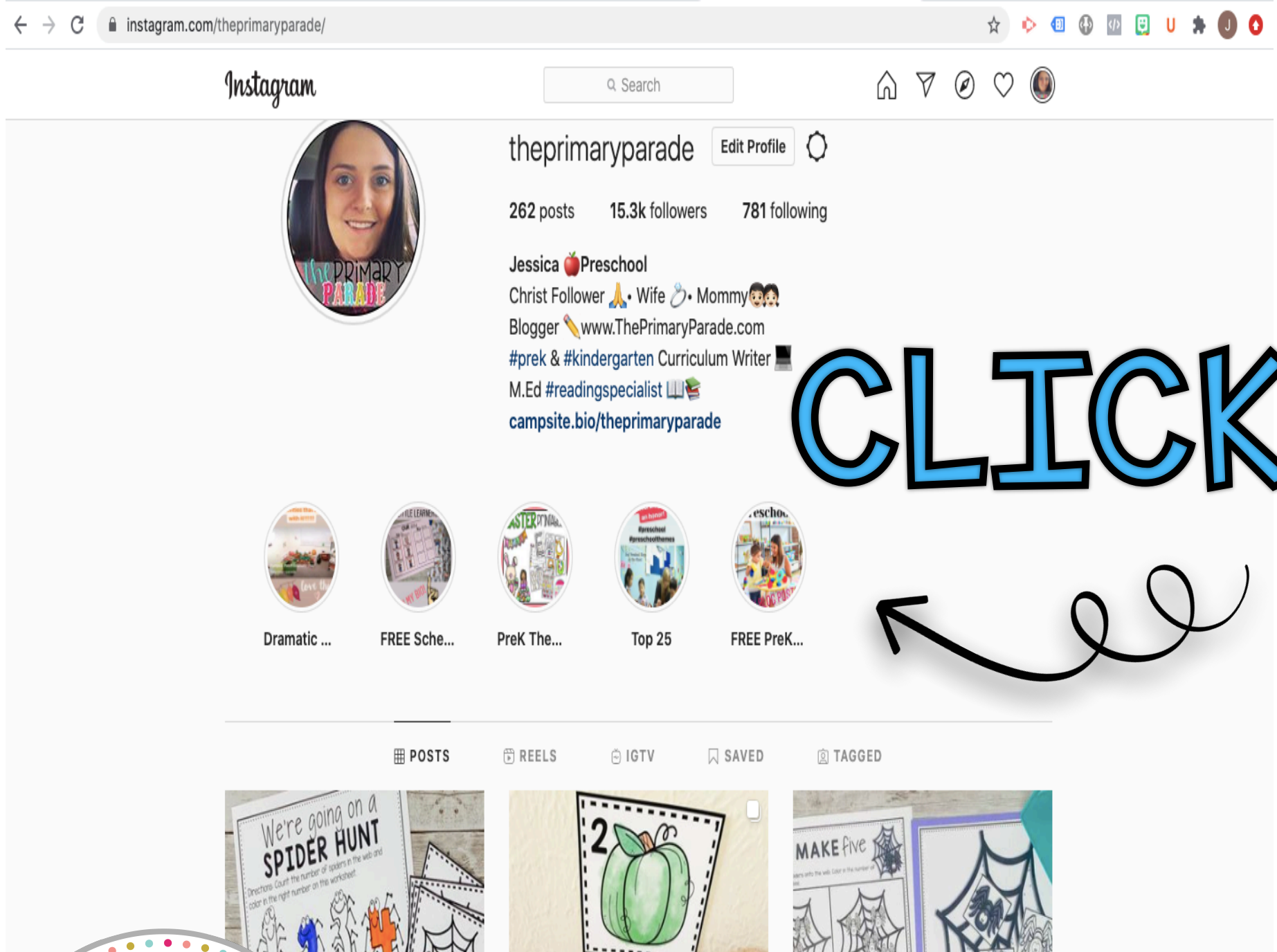
CHECK OUT MY OTHER RESOURCES!



STORE

NEED MORE
RESOURCES?

JOIN MY Instagram community




STORE

NEED MORE
CURRICULUM?

JOIN THE FACEBOOK COMMUNITY



STORE



NEED MORE
CURRICULUM?

THANK YOU FOR YOUR PURCHASE!

If you have questions, comments, or problems with this product please contact me by email:

jessica@theprimaryparade.com

FOLLOW MY:



STORE



Instagram



Facebook

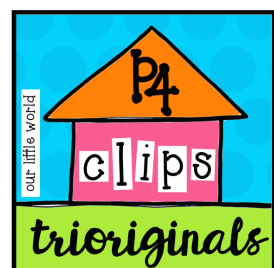
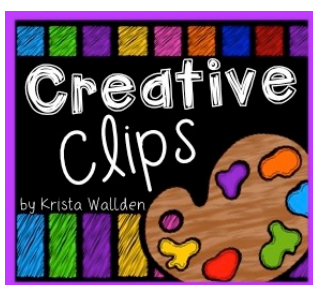


TPT



Pinterest

CREDITS:



HOW to MAKE

1. Print the apple craft template.
2. Tear small pieces of construction paper and glue it on the apple template.
3. Cut and glue a brown rectangle on the back of the apple craft.
4. Trace your child's hand on green paper and glue it behind the apple craft for a leaf.



Apple - red

